




2024  
UPDATE

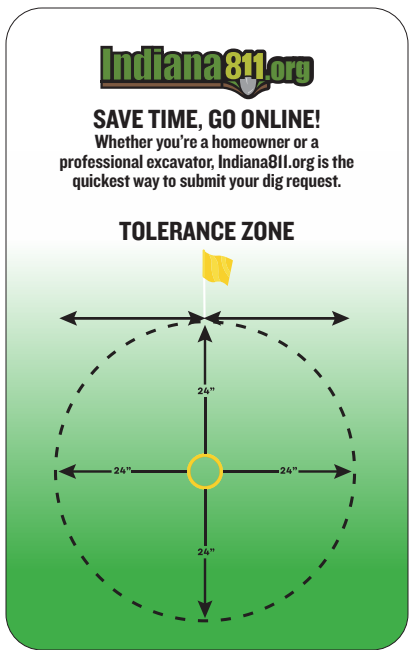
# BE A SAFE DIGGING MACHINE.



**ENTER TO WIN!**  
 Fill out the enclosed survey and you could win a two-night package to the  
**2024 MIDWEST DAMAGE PREVENTION TRAINING CONFERENCE**  
 NOVEMBER 12-14, 2024 | FRENCH LICK RESORT | FRENCH LICK, IN  
 OR A \$200 VISA® GIFT CARD

PRST STD  
 US POSTAGE  
 PAID  
 LANCASTER, PA  
 PERMIT #299


**Indiana 811**  
 1433 HOLEY MOLEY WAY  
 GREENWOOD, IN 46143



**BUSINESS REPLY MAIL**  
 FIRST-CLASS MAIL PERMIT NO. 42 GREENWOOD, IN

POSTAGE WILL BE PAID BY ADDRESSEE  
 INDIANA 811  
 1433 HOLEY MOLEY WAY  
 GREENWOOD IN 46143-9941

NO POSTAGE  
 NECESSARY  
 IF MAILED  
 IN THE  
 UNITED STATES



# PIPELINE SAFETY STARTS WITH YOU

As excavators, you play an integral role in keeping our communities safe by taking the necessary precautions when breaking ground, especially in areas where pipelines are present. Contact Indiana 811 at least two full working days before any digging project. Once lines are properly marked, always dig with care.

**Know what's below and be the first step to pipeline safety.**

## CONTACT INDIANA 811 BEFORE YOU DIG

Indiana state law requires excavators to contact Indiana 811 at least two full working days, not including weekends or holidays, prior to their planned start date to notify member utility operators of their intent to dig.

### FOLLOW THE FIVE STEPS OF SAFE DIGGING:

- 1. Plan your project**, including knowing the exact location.
- 2. Contact Indiana 811** by calling 811 or visiting [Indiana811.org/submit-a-ticket](https://Indiana811.org/submit-a-ticket).
- 3. Wait for the marks** (typically two full working days).
- 4. Confirm the marks** (compare marks at dig site to list of utilities on your ticket).
- 5. Dig with care** (expose underground facilities within tolerance zone by hand digging).

Additional Indiana dig law information is available at [Indiana811.org/resources/law](https://Indiana811.org/resources/law).

CALL 811 OR VISIT [INDIANA811.ORG](https://Indiana811.org)

## RECOGNIZING A SUSPECTED LEAK

Use your senses of sight, sound and smell to recognize a suspected leak hazard.

**SIGHT** — Natural gas is colorless, but there are some visual signs of a leak:

- Blowing dirt or bubbling water
  - Vapor clouds
  - Dead vegetation
  - Frozen soil/ice
- For hazardous liquid pipelines, look for:*
- Pools of liquid or sheen on water
  - Dense white cloud/fog above

**SOUND** — For both natural gas and hazardous liquids, signs of a potential leak include an unusual hissing or roaring sound along the right-of-way of a pipeline.

**SMELL** — Both transmission natural gas and hazardous liquids have a stale, unusual scent. Local natural gas distribution operators add mercaptan closer to homes and businesses, giving gas a "rotten egg or sulfur-like odor" smell. Some people may not be able to smell the odor due to a diminished sense of smell, the odor being masked by other odors in the area, and in rare conditions, odor fade, which may cause the odor to diminish so that it is not detectable.



## IF A LEAK OCCURS, TAKE ACTION IMMEDIATELY

1. Abandon all equipment and leave the leak area immediately.
2. Remove all ignition sources (*cigarettes, mobile phones, or anything that could create a spark or static electricity, like turning a light switch on or off*).
3. Move to a safe location before calling 911 and the pipeline company. After the site is secure, notify Indiana 811 of the damage.
4. Warn others to stay out of the leak area.
5. Wait for emergency responders to arrive from a safe distance.




### TO AVOID INJURY TO YOURSELF AND YOUR COMMUNITY, KEEP IN MIND THE FOLLOWING:

- DO NOT** touch, breathe or make contact with the leak or open flames. Natural gas and other hazardous liquid products will ignite and burn. If exposed to the skin, serious irritations may occur. Escaping gases can displace oxygen, putting your ability to breathe normally at risk.
- DO NOT** light anything that produces an open flame.
- DO NOT** start motor vehicles or any other electrical equipment that could produce a spark.
- DO NOT** operate any pipeline valves. Only the pipeline operator should turn off the flow of natural gas, oil or any other material transported by the pipeline.
- DO NOT** attempt to extinguish any fire. Instead, wait for first responders to arrive from a safe distance.

### PRACTICE SAFE BORING TECHNIQUES

Always verify depth and location of utilities in the area before directional drilling. Utilizing soft digging techniques to expose utilities before crossing minimizes damages and saves time and money, all while keeping you and your crew safe.

Remember, if you are crossing a buried facility, potholing should be done at the location where your installation will cross the existing facility.



### 2024 INDIANA DIG LAW UPDATE

Your ticket may not be valid yet, double check the start date with our new law changes.



LEARN MORE

According to the U.S. Department of Transportation (US DOT), pipelines are the safest and most reliable method of transporting natural gas and hazardous liquid products. The Indiana Pipeline Awareness Association (INPAA) represents all pipeline operators in the state to partner with professional excavators like you for the continued safe operation of these facilities.

US DOT data shows that the leading cause of pipeline leaks is third-party excavation, meaning digging activity not performed by the pipeline operator or a direct contractor of that operator. Accidentally striking a pipeline can lead to serious injury or death, making it critical for professional excavators to follow appropriate safety procedures. Your local pipeline operators conduct regular inspections and patrols to protect the lines that serve your community.

INPAA's goal is to equip you with the knowledge needed to prevent damage to pipelines, and to properly recognize and then safely react if you encounter a suspected leak.

## ADDITIONAL RESOURCES

Indiana Pipeline Awareness Association  
[INPAA.org](https://INPAA.org)

National Pipeline Mapping System  
[npms.phmsa.dot.gov](https://npms.phmsa.dot.gov)

Indiana 811  
[Indiana811.org](https://Indiana811.org)

Damage Prevention Councils  
[Indiana811.org/dpc](https://Indiana811.org/dpc)

Indiana 811 Online Tickets  
[Indiana811.org/submit-a-ticket](https://Indiana811.org/submit-a-ticket)

Safe Gas Indiana  
[SafeGasIndiana.org](https://SafeGasIndiana.org)

Safe Dig Indiana  
[SafeDigIndiana.com](https://SafeDigIndiana.com)

## WE WANT TO HEAR FROM YOU!

Please complete the short survey below to help us measure our programs. Complete and return this card (postage pre-paid by INPAA) postmarked by July 22, 2024, for the chance to win either a two-night package to the Midwest Damage Prevention Training Conference in French Lick or a \$200 Visa® gift card. Two winners will be selected and notified by phone by August 21, 2024.

1. In which ways have you received pipeline safety or 811 information in the past year? (Select all that apply.)

- Mail (other than this piece)
- Radio
- Television
- Other \_\_\_\_\_
- Email
- Website
- Sports venues

2. How prepared do you feel to recognize a leak?

- Very prepared
- Somewhat prepared
- Somewhat unprepared
- Very unprepared

3. How prepared do you feel to react if you suspect a leak?

- Very prepared
- Somewhat prepared
- Somewhat unprepared
- Very unprepared

4. How likely are you to contact Indiana 811 before you dig?

- Very likely
- Somewhat likely
- Somewhat unlikely
- Very unlikely

5. In which of the following ways do you personally interact with the 811 process? (Select all that apply.)

- Contacting Indiana 811
- Excavating
- Overseeing excavators
- Safety manager/director
- Owner/executive

First/Last Name \_\_\_\_\_

Full Address \_\_\_\_\_

Company \_\_\_\_\_

Email \_\_\_\_\_

Phone \_\_\_\_\_

THANK YOU!

2024



Know what's below. 811 before you dig.

### COLOR CODE FOR UTILITY MARKINGS

- ELECTRIC
- GAS-OIL-STEAM
- COMMUNICATIONS
- WATER
- SEWER
- RECLAIMED WATER
- TEMPORARY SURVEY MARKINGS
- PROPOSED CONSTRUCTION

Visit [Indiana811.org](https://Indiana811.org) or call 811 two full working days before you dig.



DON'T FORGET YOUR REMOVABLE COLOR CODE CARD

Perf Card & BRC

Perf Card & BRC